

Shared Care Record

New Look

The 'New Look' provides a quicker way to access and navigate an individual's Shared Care Record.

To assist users with navigation, they can flip over the leaflet to see detailed information about each numbered section on the reverse.

When they're finished, they can fold it back up for next time.

New Summary Page

One of the best features of V4 is the introduction of a new home page. This page aims to give users an overview of the patient and brings together all the important information.

Users can delve into this information further using the navigation bar, or modal windows. These are highlighted on the reverse of this leaflet.

See All

Clicking 'See All' takes users directly to the detailed page.

Multi Column Layout

The new layout will display more information on a single screen. The number of columns shown will depend on the user's screen resolution, resulting in either a one, two, or three-column layout. This design optimises screen space to present the maximum amount of information to the user at any given time.

The screenshot shows a patient summary page for Mavis Jones (Mrs). At the top, there is a header with patient details: NAME (Mavis Jones (Mrs)), SEX (Unknown), BORN (08-Jun-1970 (54y)), NHS NO. (999 361 0453), PATIENT NO. (9993610453), ADDRESS (23 The low Street, E1 8TT), and CONTACT NUMBER (020 7946 0647). Below the header, there are several sections: Allergies (Total 21, Latest 29-Sep-2024), GP CONTRAINDICATIONS (Total 3, Latest 06-Mar-2024), GP Vitals (WEIGHT 78kg, BMI 29kg/m2, BLOOD PRESSURE 110/74), GP Advance Care Planning (No items exist for this category), GP Frailty, Problems (22 GP Active items, including Ameboma of skin, Lower respiratory tract infection, Dry cough, Oesophagitis, Asthma, Cognitive decline, Heart failure, and Severe frailty), Medications (3756 GP Repeat Items, including Mometasone 50micrograms/dose nasal spray and Simvastatin 20mg tablets), and Key Information (No Safeguarding, Learning Disability, Neurodiversity, Reasonable Adjustment, Carer, or Legal information available). A navigation bar is on the left, and a 'See All' button is visible under the Problems section.



Bath and North East Somerset,
Swindon and Wiltshire Together



www.bswtogether.org.uk/

Shared Care Record New Look

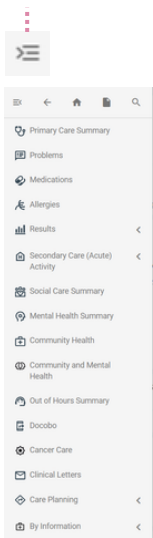

1 Navigation Bar


The new navigation bar is horizontal at the left side of the screen.


Just as with V3, click the icon to open that section of the care record.


Users can scroll up and down this menu.

Clicking the menu icon will expand the menu showing users the names of the sections

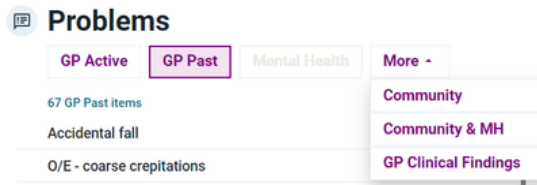


 Clicking the home icon will take the user directly to the summary page.

 Clicking the backward button will take the user back one page.

 Chevrons: Clicking any chevrons will open a small menu of other items which can be selected. For example, Care Planning will open a list of all the Care Plans users have access to.

2 Tile Tabs



To facilitate quicker and easier access to information, users can select their preferred data source to view relevant information. For example, to see Past GP Problems, user can click 'GP Past' to see the past problems. User can also select the other sources shown, as long as they are present. If they aren't, then the button will be greyed out.

3 Demographics

Just as with V3, the patient demographics pane can be expanded by clicking the chevron.

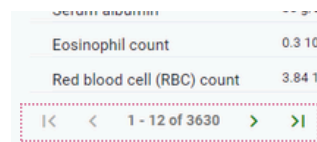


4 Go To Arrow

Users can click the arrow on the tile to jump directly to that area of the shared record, e.g. Clicking the Arrow in the Key information tile will take users to the Key Information Page.



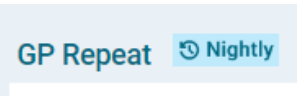
Useful Tips: Paging



Where there is more information than can be displayed on a single page, the user can click through, left or right to scroll through the recorded data.

Update information

The shared record is updated in near real-time. Should there be any feeds which are not, the user

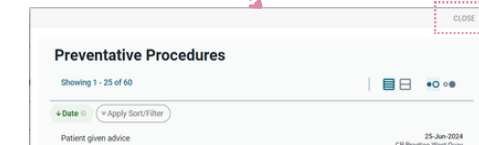


will see the frequency of updating in the header of a section

Primary Care & Modal Windows



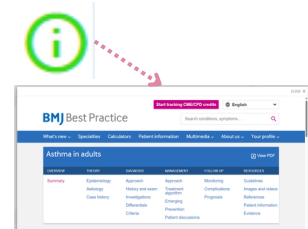
Within the 'Primary Care' page users can click 'See All ...' to open a modal window which allows them to see additional information whilst not having to navigate away from the main page.



Clicking 'Close' will then close the modal window.

Information Icons

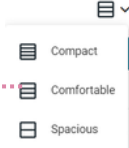
These information icons can be clicked to open a modal window which shows information about the item such as links to the BMJ



Contrast and Line Spacing Options

At the top of lists, users will find these options. This drop-down option can introduce a darker line between items for better contrast.

Users can increase the spacing between lines also by clicking the spacing drop down menu.



Who can I speak to for support?

If you have any issues accessing the shared care record, please get in contact with your support desk who will be able to help you with any query or issue.